


Project Ignite/TinkerCAD instructions for STEM Exploratory Class (Mrs. York)

Once you sign up for your account, you can use the following instructions to log into **PROJECT IGNITE** and **TINKERCAD**.

1. Type this url-www.projectignite.autodesk.com.



2. Click-LOGIN button (top right).




3. Enter-username (first initial, middle initial, last name, and 2 numbers).

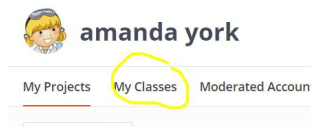


4. Enter-password (bcs #####).

5. Click on AVATAR picture (top right, shadow).




6. Click on "MY CLASSES" tab.



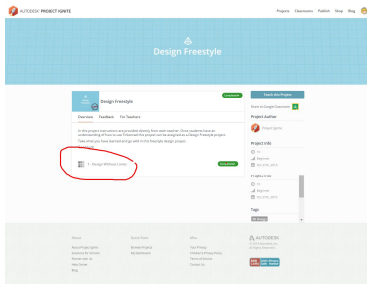
7. Click on "VISIT CLASSROOM" button.

8. Click on "DESIGN FREESTYLE" (start or completed).



9. Scroll down to bottom of page

10. Click on the button, “Design without limits” (restart or completed).



11. The link will take you to the TinkerCAD website.

Email me with questions-amanda.york@bremencs.com